

NEW & IMPROVED

AND HOW...

DOS & DON'TS

Who: For residents of the City of Brandon.

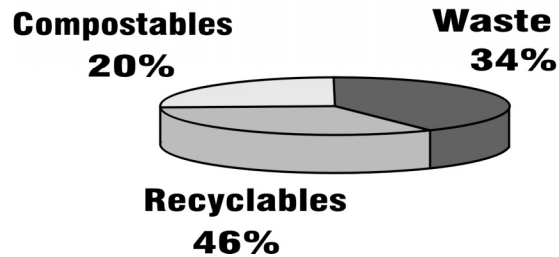
What: Convenient new refuse & recycling collection cart program.

When: On your regular area collection day.
(see enclosed calendar and map.)

Where: Front street—same spot as before.
Back lane—SAME side of lane as old shared bin location.

Why: Aging equipment needed replacing.
And a recent waste audit revealed, we were not living up to our potential recycling recovery rate.

City of Brandon Waste Audit 2008



One metric tonne of recycled newspaper saves 18 trees and enough energy to power an average home for 6 months.

The energy saved from recycling one aluminum can is enough to run a television for 3 hours.

Five 2L pop bottles can be recycled into a large T-shirt.

PREPARING FOR PICK-UP:

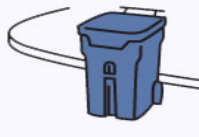
- ⇒ Household refuse only in black-lid cart. Place recyclables loose in blue-lid cart.
- ⇒ All material must fit in cart/s and lid/s must close. No extra material will be collected.
- ⇒ Have your cart/s out by **7:00 AM** to ensure pick-up on your scheduled collection day.
- ⇒ Set out carts— one or both—only when full.



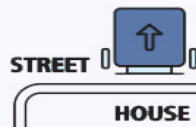
- ⇒ Place cart/s on street or edge of lane, wheels against the curb or on shoulder of roadway.

Park It

Wheels against the curb, or just off the roadway.




- ⇒ Cart lid/s must point to centre of street or lane.



Point It

Arrow should point to centre of road.

- ⇒ Leave at least .5 m (2 ft.) clearance between cart/s and obstacles such as parked cars, poles, fences, etc. One arms-length is ideal.



Space It

Give at least an arm's length distance on all sides.

REFUSE

- X NO hot ashes, liquids or hazardous waste (oil, paint, solvents, pesticides, etc.)
- X NO needles — biohazard containers available from local vets and pharmacies.
- ✓ Double bag all pet waste and litter.
- ✓ Cut tree branches to fit—lid must close.
- X NO construction and/or renovation waste.
- X Do NOT take new carts when you move. Leave behind for the new residents.
- ✓ Lost/damaged/stolen carts, or for extra /different size cart — call 729-2285.

Please record serial #s of your carts to help identify if there is an issue.

REFUSE CART:

RECYCLING CART:

My collection day is:

SPECIAL PROGRAMS

- ✓ Take used oil to Eco Centre at Landfill.
- ✓ Check www.brandon.ca/sanitation and Community News City Page for info on:
 - Spring / Fall Household Hazardous Waste Events (paint, solvents, etc.)
 - new Electronic Waste Program
- ✓ Call 729-2285 for bulky item pick-up (furniture, large branches, etc.)

DOS & DON'TS

RECYCLABLES

- ✓ No bagging or sorting required.—leave loose.
- ✓ Rinse containers, but labels can be left on. Flatten containers. Breakdown boxes.
- ✗ NO plastic shopping bags, film or packaging.
- ✗ NO needles - use biohazard containers available at local vets and pharmacies.
- ✗ NO Styrofoam, aluminum foil/plates, medical waste, mirrors, light bulbs, etc.
- ✓ Recycle rechargeable and/or cell-phone batteries at City Hall / Civic Works Complex / Eastview Landfill (www.rbrc.org/call2recycle).
- ✓ Recycle Compact Fluorescent Light (CFL) bulbs at Home Depot.


Recyclable Materials Accepted:

- PAPER:** newsprint/flyers; phone directories, magazines/catalogues; office paper
- CARDBOARD:** Boxboard (ex. cereal boxes); Corrugated (ex. shipping boxes)
- CONTAINERS:** Aseptic (ex. juice boxes); Gable-top (ex. milk cartons)
- CONTAINERS:** Steel and Aluminum cans; Glass bottles/jars
- CONTAINERS:** Plastic #1 (ex. pop bottles); Plastic #2 (ex. milk jugs); Plastic #4,5, & 7 (ex. yogurt/margarine tubs, squeezable food product bottles)

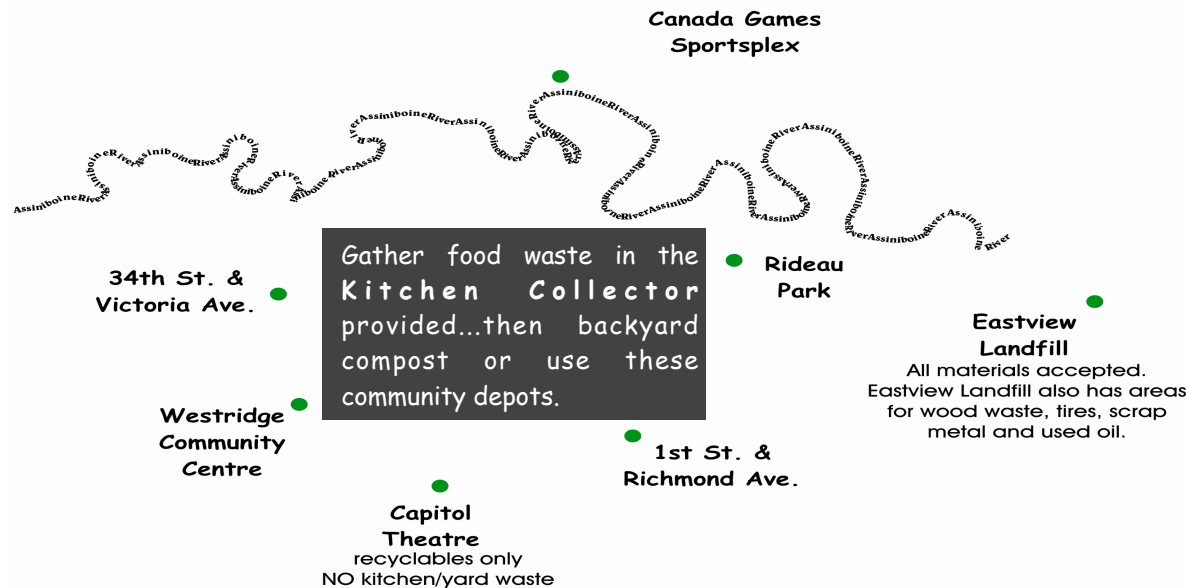
**DO YOUR PART ~
FILL YOUR CART!**



BRANDON
The Wheat City



Brandon Kitchen/Yard Waste Drop-Off Depots - no bags needed



FOR MORE INFORMATION:

729-2285

sanitation@brandon.ca

www.brandon.ca/sanitation